

A level Fine Art

Transition Pack



A level Fine Art

AQA Examination Board

Transition Pack

Welcome to the Art Department.

Dear Student

Welcome to the Art Department and our A level Fine Art Course. The step up from GCSE's to sixth form courses can seem daunting but please do not worry, this transition pack is designed to help you prepare for this new course that you are interested in taking in September.

The pack includes an overview of what you will study during the first year of the course as well as your personal project which you will complete in the second year. should you join it, together with a series of introductory practical tasks for you to work through. The tasks are designed to help you get to grips with some of the Assessment Objectives that you will need to know, as well as the areas of study that you should expect from a creative course.

A level Fine Art is a creative course in sixth form. It allows students to express their creativity through producing artwork, in response to a brief. Students will gain an in depth understanding of a wide variety of artists and designers that will inform their own work and investigations. Students will be given project starting points to inspire their own work. Throughout their work, students will be expected to produce a sketchbook of work including strong observation drawings, photography, artist research and in depth experimentation of media and techniques. Students will eventually produce a series of final outcomes based on their given theme or project.

The course requires students to have a strong interest into the field of Fine Art, have strong creative skills and students who are willing to carry out independent research tasks. Fine Art is an ideal course for any student who has completed GCSE art and has the ambition to have a career in the art world.

To access the Fine Art course in September, you will need to complete the tasks set out in this pack and also meet the course entry requirements, which can be found in the sixth form course listing document.

Each project has four Assessment Objectives that you will be assessed on throughout your coursework projects.

AO1 - Develop ideas through investigations, demonstrating critical understanding of sources.

AO2- Refine work by exploring ideas, selecting and experimenting with appropriate media, materials, techniques and processes.


AO3- Record ideas, observations and insights relevant to intentions as work progresses.

AO4- Present a personal and meaningful response that realises intentions and demonstrates understanding of visual language.

Your coursework will form 60% of your final grade. At the end of the course you will complete a 15 hour examination based on an examination question.

Project 1. Current events in the news

Topics you will study during the first year of the course - Current events

Project 1.	
Project Overview	<p>This project allows you to explore current events found within the news. You will be expected to produce a sketchbook of ideas in visual form surrounding imagery found in issues. These could include poverty, war, health issues, political events etc. . Here you will analyse relevant imagery through the form of drawing. Throughout this project you will experiment with a range of techniques, media and processes. To support your practical work you will research a wide range of artists and designers that will inform your own work. This research will be produced in drawn and written forms. At the end of the project you will produce a final outcome - this could be in the form of a canvas or drawing or a series of pieces which pull together all of your sketchbook work and investigations.</p>
AO1	<p>AO1 - You will be assessed on your ability to research a range of artists and designers which will inform your own work. You will produce creative sketchbook pages researching the work of relevant artists. You will be expected to produce in depth research into these artists including personal annotations and drawn studies. You are expected to visit galleries and art exhibitions to provide inspiration for your own work.</p>
AO2	<p>AO2 - You will be assessed on your creative skills through the experimentation of different media and techniques. In fine art you will explore a range of processes such as printing, batik, collage, machine embroidery etc and apply these techniques to your work in a creative manner.</p>
AO3	<p>AO3- You will be assessed here on how well you can draw and record from observation. This could include drawn studies of human forms, building, artefacts, lettering, secondary source material, collage, mind maps and through the use of ICT manipulation. You will be expected to record the visual form in a variety of different ways drawing, printmaking, painting, collage and photography.</p>
AO4	<p>AO4 - You will be assessed on your ability to produce a final outcome inspired by current events. This will be a personal outcome which encompasses all of your research explored throughout the project. This objective requires you to work independently on final design ideas and outcomes.</p>
	

Project 2

Topics you will study during the second year of the course - Personal Investigation

Project 2. Personal Investigation	
Project Overview	Your second project is an independent project where you will choose a theme that inspires you. In the past students have explored themes such as Architecture, Decay, The Human Form, Natural Forms, the list is endless! This project will last for the entire year so it is vital you choose a topic which will engage you throughout. As well as producing creative artwork, you are required to produce a 1000 word essay, exploring all of the stages of your project referring to a wide range of artists and designers that have informed your own work. Again you will be expected to independently visit art galleries and exhibitions to support your own design work. This project is assessed exactly the same as the first, where you will demonstrate your knowledge of the Assessment Objectives. Your work will be produced in sketchbooks, moodboards, and you will demonstrate skills in drawing and painting through ideas explored in your project. You will then produce a series of final outcomes inspired by your chosen theme. There is a strong emphasis of independent study in this project and you will be required to display your final A level pieces in the form of an exhibition, where an external moderator from AQA will mark your work.
Examination preparatory period.	At the end of your course you will be issued with your examination paper. You will choose one question off the paper and will produce in depth research into your chosen theme. Throughout your exam preparation time, you will produce a sketchbook of work including observation drawings, photography, and research into secondary imagery which supports your own work. You will demonstrate your skills using a wide range of media and techniques and all of your practical work will be supported with in-depth artist research. All of this work will prepare you for the completion of your examination.
The final examination 15 hours controlled Assessment	The 15 hour exam is undertaken in the art department over the course of 3 days. You will produce a final outcome inspired by your examination question where you will demonstrate all of your fine art skills developed over the two years. This work will be displayed alongside your coursework for the external moderator to mark.
	Those of you who wish to continue with art at University, staff in the department will work with you on a one to one basis compiling a portfolio of your work in preparation for your University interview.

Fine Art Preparatory Tasks

Please complete each of the tasks set out in the rest of this transition pack and bring your artwork and research with you to the first lesson in September if you join the course. You may want to get yourself a sketchbook and some basic art equipment to enable you to complete the work set.

Project 1 - Current Events

Task 1. Observation drawing is an integral part of this course. You will be required to analyse imagery surrounding the theme of Current Events. You should produce high quality illustrations of anything which interests you in the news. You must analyse shape and form, texture and pattern within the objects you are observing. Each drawing if possible should show different media and techniques.

Task 1

Create a visual Mind Map of possible ideas for areas of study. e.g. Political, War, Climate Change Etc. You should consider how you will present this. Will it be cut out of headlines out of newspapers, or will you do it freehand. Will you draw images or use collage?



Task 2

Draw a newspaper

This could be crumpled up, or folded. You need to look carefully at the distortion of the text if it is creased. Shade this to show your observational skills.



Task 3


Produce 4 moodboard pages which reflect different issues within the news. Consider reflecting each in a different manner eg the colours could reflect that theme. Collage found images relevant to the themes.



Task 4


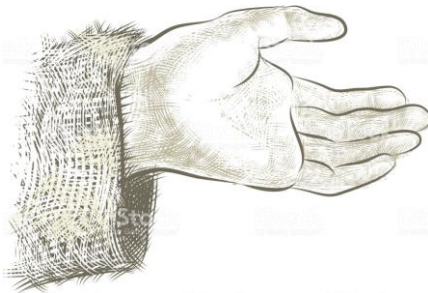
Start to make visual drawings of one of your themes. You should produce at least 3 images based on your theme. Try to use different media e.g. pencil, pen, crayons or collage.

Annotate your ideas explaining your thinking about them (consider the presentation of this and how it reflects your theme) Will the information be written on tags, or will it be in envelopes or on fold out flaps.





Task 5

Choose a different theme and produce a range of drawings relating to this, again using different media and techniques.



Task 6.

Choose 4 relevant artists who have produced work based on your chosen themes. Discuss the works of art and express your own personal opinions on it. Present these in an interesting way.



Good Websites and Galleries to use for Art Textiles

The Tate Modern

Thank you for working through the tasks in this transition pack. Doing so will undoubtedly help you make a creative start towards your Art Textiles course.

Please bring all of the work you have completed to your Art lesson. We look forward to seeing you in September and helping you embrace and develop your creativity through the experimentation of textiles.